

Sensor-switched LED outdoor light

L 930 S

with motion detector
EAN 4007841 067199
Article number 067199



LED

3000 K



Infrarot-Sensor
140°



Max. 10 m



IP44



2/20 Lux



2/15 Min



Lichtquelle nicht
austauschbar



Betriebsgerät nicht
austauschbar



Manuelle
Übersteuerung 4
Std

Function description

Magic lighting with aesthetic appeal. The 9,3 W sensor-switched outdoor light comes as an up/downlight in a classy aluminium look, and bathes building walls in warm white light (3000 K). The 140° IR sensor has a reach of 12 m. Added to this is the soft light start function and up to 4 h manual override for continuous light. Interconnectable by cable. Colour: anthracite. Ideal mounting height: 2,2 m.

Technical specifications

Dimensions (L x W x H)	92 x 63 x 137 mm
With lamp	Yes, STEINEL LED system
Manufacturer's Warranty	3 years
Settings via	DIP switches
With remote control	No
Version	with motion detector
PU1, EAN	4007841067199
Application, place	Outdoors
Application, room	outdoors, front door, all round the building, terrace / balcony, garden
Colour	Anthracite
includes sheet of self-adhesive numbers	No
Installation site	wall
Impact resistance	IK03
IP-rating	IP44
Protection class	I
Ambient temperature	-20 – 40 °C

Luminous flux total product	457 lm
Measured luminous flux (360°)	457 lm
Total product efficiency	49 lm/W
Colour temperature	3000 K
Colour variation LED	SDCM3
Lamp	LED cannot be replaced
Service life LED L70B50 (25°)	> 60000 h
Drop in luminous flux in accordance with LM80	L70B10
Base	without
LED cooling system	Passive Thermo Control
Soft light start	Yes
Continuous light	selectable, 4h
Functions	Motions sensor, Light sensor, Normal / test mode, Orientation light
Twilight setting	2 – 20 lx
Time setting	120 s – 15 Min.

<https://www.steinell.de>

Subject to technical modifications

04.2024 Page 1 from 3

L 930 S

with motion detector
 EAN 4007841 067199
 Article number 067199

Technical specifications

Housing material	Aluminium
Cover material	Plastic, opal
Mains power supply	220 – 240 V / 50 – 60 Hz
Output	9,3 W
Mounting height max.	2,50 m
Slave modeselectable	No
Sneak-by guard	No
Capability of masking out individual segments	No
Electronic scalability	Yes
Mechanical scalability	No
Reach, radial	$r = 2 \text{ m (5 m}^2\text{)} / r = 4 \text{ m (20 m}^2\text{)}$
Reach, tangential	$r = 5 \text{ m (31 m}^2\text{)} / r = 12 \text{ m (176 m}^2\text{)}$
Photo-cell controller	Yes

Basic light level function	Yes
Basic light level function, detail	LED effect light
Basic light level function time	all/half night
Main light adjustable	No
Interconnection	Yes
Type of interconnection	Master/master
Interconnection, number	10 lights max.
Basic light level function in per cent	10 %
Basic light level function percentage, from	10 %
Basic light level function percentage, up to	10 %
Interconnection via	Cable
Colour Rendering Index CRI	= 82
Optimum mounting height	2,2 m
Detection angle	140 °

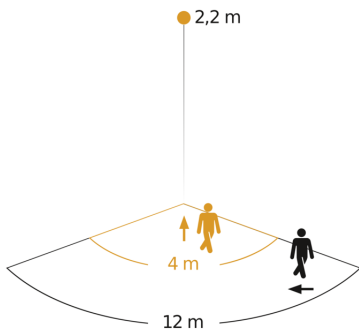
Sensor-switched LED outdoor light

L 930 S

with motion detector
EAN 4007841 067199
Article number 067199

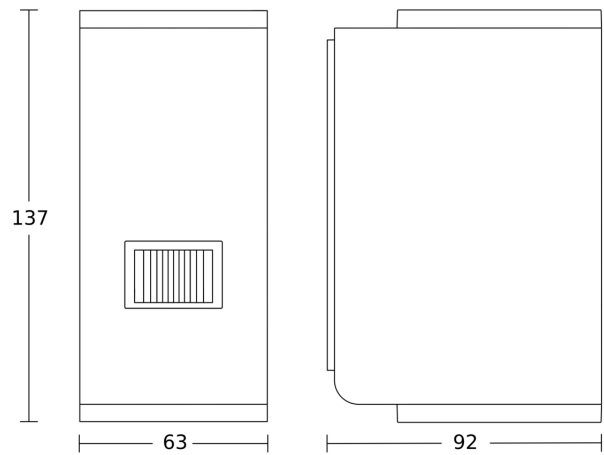


Detection Zone

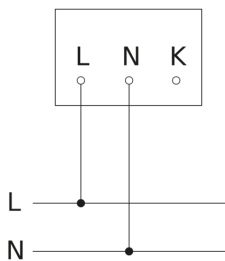


Possible mounting height: 1,80 m - 2,50 m
Orange: radial
Black: tangential

Dimension Drawing



Circuit diagram



Master/master interconnection circuit diagram

